

## 01/ Setting-Up Your Sweetnight

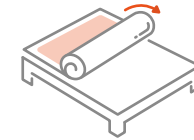
### Unbox

Lay the box on its side and unbox it.



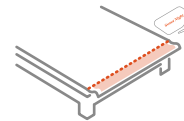
### Position

Put your rolled-up Sweetnight in the right place, and remove the outer plastic film.



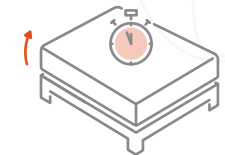
### Unwrap

Once your Sweetnight is unfurled, tear open the inner plastic wrap with the Sweetnight's opener.



### Expand

Allow your Sweetnight to inflate fully.



## 02/ Fits All Sleepers

Sweetnight is designed for all body types, sleeping positions, genders, and seasons.



## 03 Sweetnight - Your Best Choice

Every Sweetnight is made with care and quality components. We always offer you **valuable products** at the **best price**.



OEKO-TEX Textiles and Fabrics are certified free of harmful chemicals



CertiPUR-US Certified Foam for durability, performance, and content



Quality Pocket Spring System for proper body support, minimum motion transfer and durability

## 04 Solves 5 Key Sleep Problems

We feature state-of-the-art materials in each of our Sweetnight to **improve your sleep quality**. We help you & your family get an all-around better, deeper night sleep.



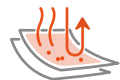
Relieve fatigue



Relieve soreness



Relax the muscles



Prolong sleep with cool foam



Reduce tossing and turning

## 05 Care & Clean Instructions



Gentle cycle



Do not tumble dry



Do not iron

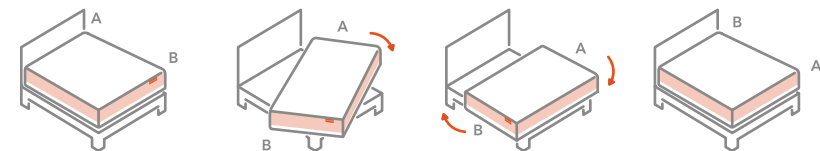


Do not dry clean



Do not bleach

- Avoid sitting on the edge of the hybrid mattress in the same spot all the time.
- Avoid bending or jumping on your mattress.
- Rotate your mattress regularly. For the first 3 months, rotate your mattress from head to toe every 2 weeks. After that, turn it just every 3 months.



- For more information about the care & clean instructions, please get in touch with customer service.

### • What if I spilled some liquid on my mattress/topper?

For **water**, please quickly soak up all liquid with dry towels or tissue papers, then let your mattress/topper dry completely, better under direct sunshine.

If the **liquid gives strong smells or colors**, sprinkle baking soda directly on the wet area; if the stain has dried, spray some water on the stain first, then sprinkle the baking soda over the top, and thirdly rub the mixture into the mattress/topper. By whatever means, let your mattress/topper dry completely, and then vacuum up the baking soda.

- **How to get mildew stains off my mattress/topper?**

- 1 Mix an equal amount of rubbing alcohol and **warm water** in a container.
- 2 Dip a clean cloth into the mixture, wring it out and rub the stain in a circular motion.
- 3 Then rinse this area with a cloth wrung out in warm water. Make sure the fabric is not too wet, or it may encourage mold growth.
- 4 Place the mattress/topper out in the sun to dry out and prevent more mold from growing.

## 06 Frequently Asked Questions

- **How long may it take for a mattress/topper to expand fully?**

Generally, Sweetnight **mattress needs 72 hours to expand fully; the topper needs 48 hours to expand fully**. Sometimes it might take longer to completely expand in situations like low room temperature or if the mattress/topper has been wrapped and rolled inside the shipping box for an extended period.

- **What if my mattress/topper does not expand to its full size?**

- 1 Please make sure the mattress/topper has been put on a flat platform to inflate fully for about 72/48 hours.
- 2 **Warm the room up to at least 20°C (68°F)**. If the mattress/topper still hasn't expanded fully after 72/48 hours, please move on to step 3.
- 3 Loosen up your mattress/topper by **rolling on the mattress/topper for 10 – 30 minutes**.

## 07 100 Nights Trial

- **What is the 100 Nights Trial?**

100 Nights Trial is a project for all Sweetnight mattresses. Accustomed to your old bed for the past few years, your body will need time to adapt to your new Sweetnight mattress. We offer a 100 nights trial so that you can take note of how your sleep improves along the way.

**Note: Sweetnight mattress toppers are not included in the project.**

- **How does the trial work?**

A return would only be eligible after sleeping on your Sweetnight mattress for a **minimum of 14 nights**. It usually takes 2-4 weeks for your body to adapt to a new mattress. If you are still not satisfied after that, you could initiate a return within 100 nights of purchase by contacting us.

- **How to activate the trial?**

Register the warranty first to activate the trial. When you complete the warranty registration, the trial is automatically activated.

## 08 Warranty

We take great pride in the quality of our mattress and topper. Therefore we offer up to a 10-Year-Limited Warranty for the mattress, a 5-Year-Limited Warranty for the topper.

Customer Service	<a href="mailto:support@sweetnight.com">support@sweetnight.com</a>
Warranty Registration	<a href="http://www.sweetnight.com/warranty">www.sweetnight.com/warranty</a>