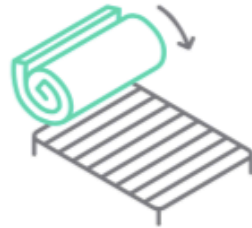
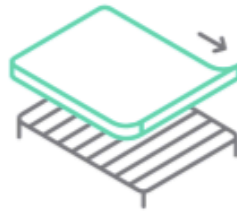


SETTING UP YOUR TUFT & NEEDLE

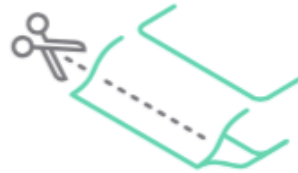
STEP 01 Place the mattress roll on your bedframe.



STEP 02 Cut outer plastic and unroll onto frame.



STEP 03 Carefully cut away the inner plastic layer.



STEP 04 Watch your mattress expand. Goodnight!



For frequently asked questions, visit:
tuftandneedle.com/faq

You can reach us by phone:
[\(877\) 842-2586](tel:8778422586)

or email:
support@tn.com

**TUFT &
NEEDLE**

Please allow one week of use for your mattress to reach its maximum comfort while it breaks in and airs out.